

March 30-April 3


Kindergarten Learning at Home

Directions: Daily, complete 1 activity from each subject area on the attached list.

- ♥ Look for additional links to learning games, songs, & videos on the Bensley Kindergarten ClassDojo page (see below), or your teacher's own ClassDojo page.

2 ways you can connect to the Bensley Kindergarten  **Page. Choose 1:**

(1)



1. Download the ClassDojo app, or go to www.classdojo.com from a computer.

2. Click STUDENT (* NOT * parent)

3. Scan the QR code above.

(2)

PARENTS:

New to ClassDojo?

1. Download the ClassDojo app
2. Open app and tap 'Parent' to create a parent account
3. Enter name, email & create a password
4. Tap 'Add child (+)' and use this code:

P6TLC76X4

Already have a Parent Account on ClassDojo?

1. Open the ClassDojo app on your phone
2. Log in as a Parent (if you aren't already). Ensure you're logged in as a Parent, not a Student or Teacher!
3. Tap the Kids section/avatars at the bottom of the screen
4. Add child using this code:

P6TLC76X4

Practice:

Wall Words

- | | | | | | | | | | |
|-------------------------------|-------------------------------|-------------------------------|-------------------------------|-------------------------------|------------------------------|-------------------------------|------------------------------|------------------------------|-------------------------------|
| <input type="checkbox"/> I | <input type="checkbox"/> play | <input type="checkbox"/> in | <input type="checkbox"/> no | <input type="checkbox"/> run | <input type="checkbox"/> you | <input type="checkbox"/> will | <input type="checkbox"/> as | <input type="checkbox"/> him | <input type="checkbox"/> pull |
| <input type="checkbox"/> my | <input type="checkbox"/> up | <input type="checkbox"/> have | <input type="checkbox"/> yes | <input type="checkbox"/> off | <input type="checkbox"/> can | <input type="checkbox"/> he | <input type="checkbox"/> but | <input type="checkbox"/> red | <input type="checkbox"/> tell |
| <input type="checkbox"/> at | <input type="checkbox"/> did | <input type="checkbox"/> she | <input type="checkbox"/> ask | <input type="checkbox"/> big | <input type="checkbox"/> we | <input type="checkbox"/> for | <input type="checkbox"/> on | <input type="checkbox"/> get | <input type="checkbox"/> good |
| <input type="checkbox"/> like | <input type="checkbox"/> see | <input type="checkbox"/> has | <input type="checkbox"/> man | <input type="checkbox"/> let | <input type="checkbox"/> a | <input type="checkbox"/> the | <input type="checkbox"/> are | <input type="checkbox"/> sit | |
| <input type="checkbox"/> go | <input type="checkbox"/> am | <input type="checkbox"/> said | <input type="checkbox"/> if | <input type="checkbox"/> well | <input type="checkbox"/> to | <input type="checkbox"/> look | <input type="checkbox"/> hot | <input type="checkbox"/> of | |
| <input type="checkbox"/> with | <input type="checkbox"/> here | <input type="checkbox"/> an | <input type="checkbox"/> full | <input type="checkbox"/> may | <input type="checkbox"/> me | <input type="checkbox"/> is | <input type="checkbox"/> it | <input type="checkbox"/> his | |
| <input type="checkbox"/> not | <input type="checkbox"/> and | <input type="checkbox"/> be | <input type="checkbox"/> got | <input type="checkbox"/> say | | | | | |

Uppercase Letters:


A B C D E F G H I J K L M N O P Q R S T U V W X Y Z

Lowercase Letters:

a b c d e f g h i j k l m n o p q r s t u v w x y z

Numbers:

This is how you write the numbers 1-20



Learning Activities

Reading:

- Ask an adult to read you a story. Afterwards, tell them the characters, setting, and what happened at the beginning, middle, and end.
- Make the uppercase letters using objects you have at home (toothpicks, cereal, craft sticks, playdough, etc)
- Write your Wall Words using shaving cream, paint, or a really soapy washcloth (use your finger to "write" on the washcloth then rub the word off)
- Hunt in a book or magazine for Word Wall Words. Write the ones you find.
- Snowball Fight- write Word Wall Words on paper and crumple into balls, throw- catch- open- read
- Watch a TV show or movie. Tell someone the: • Title • Characters • Setting • Beginning • Middle • End

Math:

- Start with 3 manipulatives (3 blocks, 3 pieces of cereal, 3 beads, etc), and a cup. Put some of the items in the cup, some out. Tell the number sentence (3 in and 0 out is 3). Switch how many you put in and tell the new number sentence. Keep switching and telling the number sentence. When you can recite all the different ways to make 3 (0 and 3 is 3; 1 and 2 is 3; 2 and 1 is 3; 3 and 0 is 3) *from memory* (without using manipulatives), repeat with 4 items, then 5...up to 10!
- Sort your clothes or toys by color.
- Use a toothbrush to measure 5 things in your house. Draw pictures, labeling how many toothbrushes long each thing was.
- Sort coins into groups of quarters, dimes, nickels, and pennies
- Sort and graph a handful of M-n-Ms, cereal, beads, silverware, etc.
- Write numbers 0-20 in beautiful colors.


Science:

- Shadows Investigation: Go outside with a piece of paper, a pencil/crayon and a toy. Put your paper and toy on the ground. Trace the shadow of your toy on the paper. Draw a picture of the weather daily.
- Draw a picture of what activity you would do outside in each season: Winter, Spring, Summer, Fall. Write a word or a sentence about each picture.
- Find 10 things that are HEAVY. Draw them or write a list.
- Find 10 things that are RED. Draw them or write a list.



Social Studies:

- Create an All About Me chart- include some of your favorite things
- Draw a picture of how a family member is being a good citizen at home.
- Draw and label 3 items you WANT and 3 items you NEED
- Create a map of a setting in a book (ex: draw a map of the house from *Goldilocks and the Three Bears*)
- Describe how some objects have changed from the past to the present (cars, phones, what we write with, etc)



Writing:

- Rainbow Write your name: Write your child's first & last names for them (bigger is better). Your child will trace their name, each time using a different color
- Choose an animal. Draw it and label its body parts. Write about how it moves.
- Writer's Workshop: each day, for 10-15 minutes, illustrate/write about any topic
- Write a message to a classmate. Take a picture of it and post it on ClassDojo.
- Write & mail a letter to a family member

